

2021 USTA Self-Rating Guidelines and How-To Instructions

Do you need to self-rate? If you are asked to self-rate, it is because your rating has either expired or your rating is not valid for the league team that you are trying to roster on. If you are having problems, please call the NorCal office – (510) 748-7373. We are here to help you!

You will need:

- Your email associated with your **USTA National Account** (TennisLink)
- Your password for the USTA National website (This is not necessarily the same password as your NorCal password). If you don't know your email address or password associated with your account, please contact Membership Services at **1-800-990-8782**. NorCal staff does not have access to your TennisLink password.

Follow the steps below to begin the self-rating process:

1. Go to the USTA National Website by clicking [here](#) or going to **tennislink.usta.com**
2. Click on **LOGIN** in the grey toolbar
3. Enter your login information (USTA email and password) to access your account. Please make sure you are using your **USTA NATIONAL** password (This may be different than your NorCal password)

USTA LEAGUE TOURNAMENTS JUNIOR TEAM TENNIS USTA FLEX LEAGUES MY TENNIS **LOGIN**

Questions about the new USTA.com/Tennislink login process? Please [click here](#) for more information

Login or Create Your USTA Account

Create a USTA Account to:

- ▶ Access TennisLink & USTA Membership with a single login
- ▶ Have a personalized "My Tennis Page"
- ▶ Get a NTRP rating (Self Rate) without joining a USTA League team
- ▶ Learn about additional relevant play opportunities

Login to Your USTA Account

Email Address:

Password:

LOGIN

OR

Sign In with Facebook

Reset Password

- ▶ Not sure if you have a USTA Account?
- ▶ Do you have an existing TennisLink ID or login?

Create Your USTA Account

Do you have a USTA Membership but not a USTA Account?

CREATE ACCOUNT

Do you play in a USTA program (Team Tennis, USTA Flex Leagues, Tournaments) without a USTA Membership?

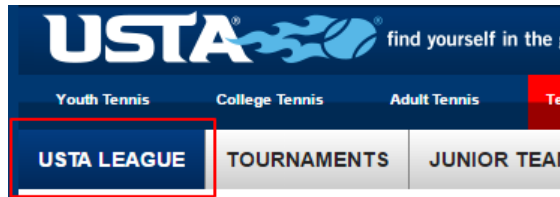
CREATE ACCOUNT

If you cannot login, did you forget your password?

How to retrieve your Password:

Click on "**Reset Password.**" After answering the security questions, reset instructions will be sent to the email address on file with National. If you do not receive an email, check your spam folder or check to see if the email address on file at National is different by calling National USTA at **1-800-990-8782**.

4. Click on the **USTA League** tab



5. Click on the **Self-Rate** button (Please make sure to disable your pop-up blockers).

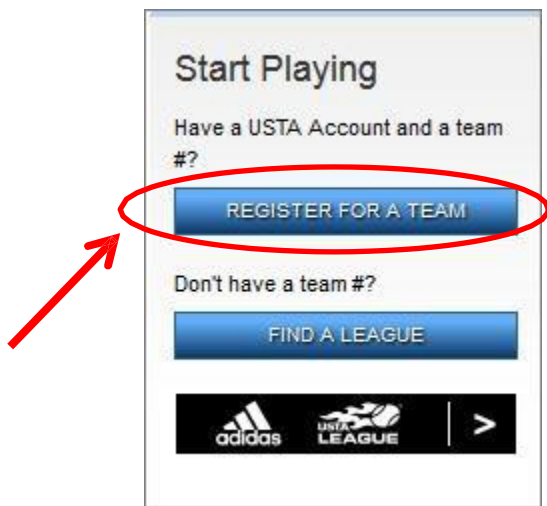
If the button works, proceed to the self-rate questionnaire.



If you're able to access the questionnaire through the self-rate button, please proceed to step 7.

If the button doesn't work, please proceed to step 6.

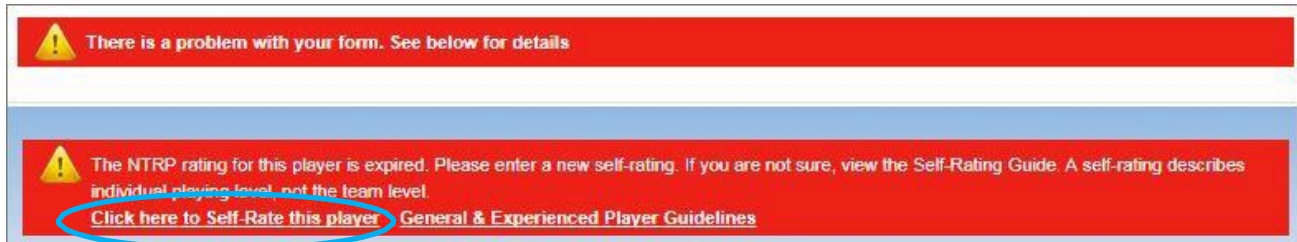
6. Click **Register for a Team**



When you click on this button, your information will be auto filled except for a "team number." You will need to enter a designated **team number** below to proceed (Please note these are not your actual team numbers).

- o **Gentlemen: 5083597885**
- o **Ladies: 5083597886**

Hit the continue button and you will see **two red boxes**. In the lower red error box, you will see “**Click here to Self-Rate this player.**” Click this link below to continue.



7. The self-rate questionnaire will open. Begin by checking the box that affirms that you will answer all questions truthfully and accurately.
8. Complete the questionnaire by answering yes or no to each question about your tennis experience level. Please make sure you answered the questions as honestly as possible to determine your appropriate rating level. When completed, you will see a summary page of your answers and two buttons.
9. Once you are finished, press the continue button and you will be offered three options for your self-rating:
 - **Accept the rating:** This is the minimum level you can play at. Generally a player will not be given a rating lower than their last valid rating.
 - **Appeal your Rating UP:** If you believe you should be playing at a higher level, select that level. Don't jeopardize yourself, your captains, or your teams by under rating or over rating.
 - **Appeal your Rating DOWN:** If you believe your rating is too high and does not reflect your skill level, select the “appeal down” button. A self-rate appeal form will then pop up that you must fill out and submit. Your appeal will be reviewed by a committee and you will be notified of their decision by email. It usually takes 1-2 weeks for the committee to finalize on their decision. Once finalized, a NorCal staff member will provide the results via email.
10. Submit your rating. Remember that your rating will take one full business day to transfer from the National website to the NorCal website before you can roster. If you are appealing down, remember that it will take the committee more time to make a decision on your appeal.

If you are having problems, please call the NorCal office at **(510) 748-7373**. We are happy to help!