

# **2025 Texas Sportsmanship Climate Survey**

**Published December 2025**

**USTA  TEXAS**

# Key Takeaways

1. **Over 70% of respondents view sportsmanship in Texas tennis as good or great.**
2. **70% of respondents said Players themselves were responsible for sportsmanship, 14.9% saying coaches or pros.**
3. **Women reported lower overall sportsmanship than men.**
4. **Players reported higher overall sportsmanship than others.**
5. **Overall sportsmanship rating was consistent across respondent age groups.**
6. **Respondents said the presence of officials and clear rules were important for sportsmanship.**







## About the Survey

- Survey sent to USTA Texas Members by email.
- Survey open from August 26 to September 9, 2025.
- Respondents could enter to a drawing for a USTA Merchandise gift card.
- Survey contained a mix of demographic, multiple choice and open-ended questions.

# Overall Sportsmanship Rating

Respondents were asked to rate their **overall** sportsmanship experience on a scale of 1-5, where 5 is "excellent" and 1 is "very poor."

They were also asked to provide a **positive** experience rating and a **negative** experience rating.

These values were then combined to calculate a **combined** sportsmanship rating which accounted for both positive and negative outliers.

Overall  
Sportsmanship  
Rating Average:

3.85

Positive  
Sportsmanship  
Rating Average:

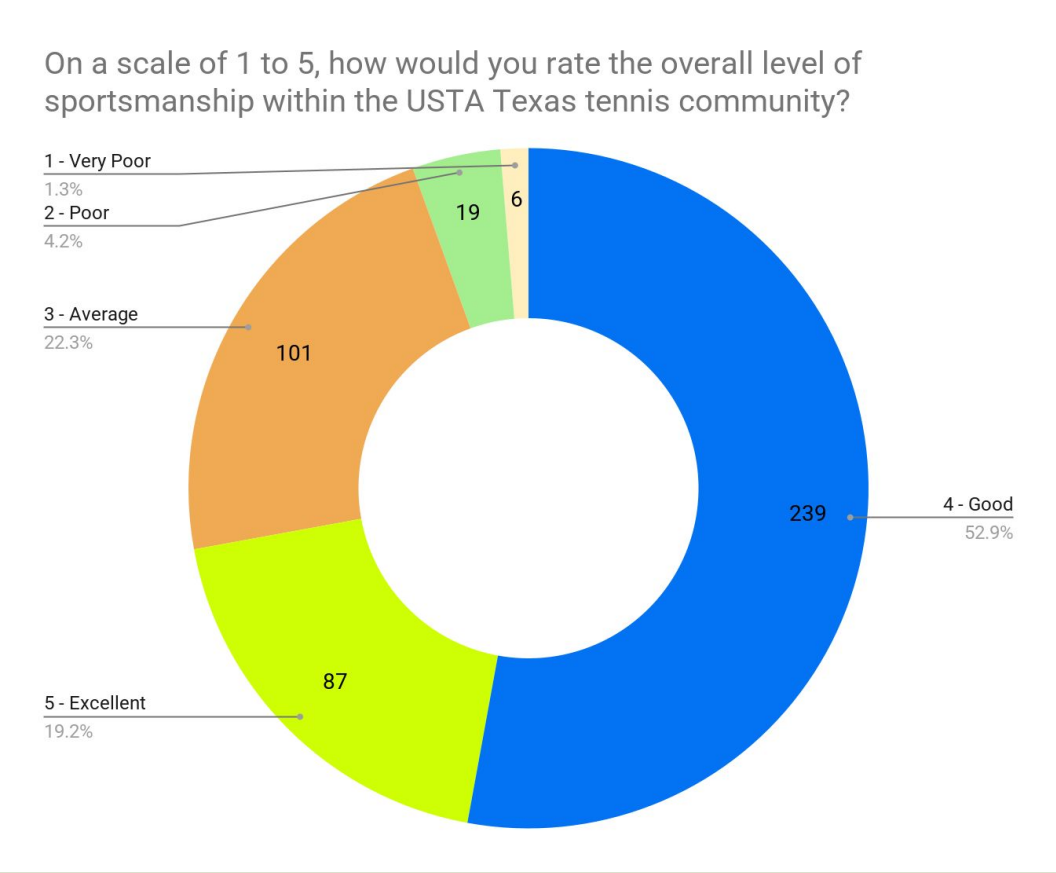
3.89

Negative  
Sportsmanship  
Rating Average:

3.35

Combined  
Sportsmanship  
Rating Average:

3.70

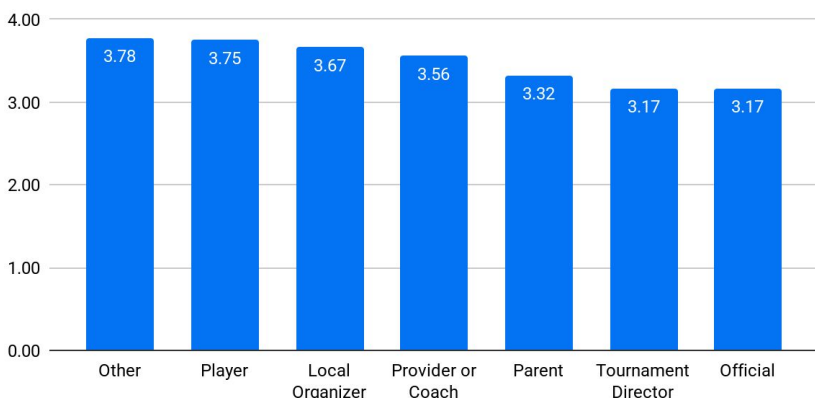


# A Community Portrait

How different members of the USTA community experience sportsmanship.

## Combined Sportsmanship Average Scores: Primary Role

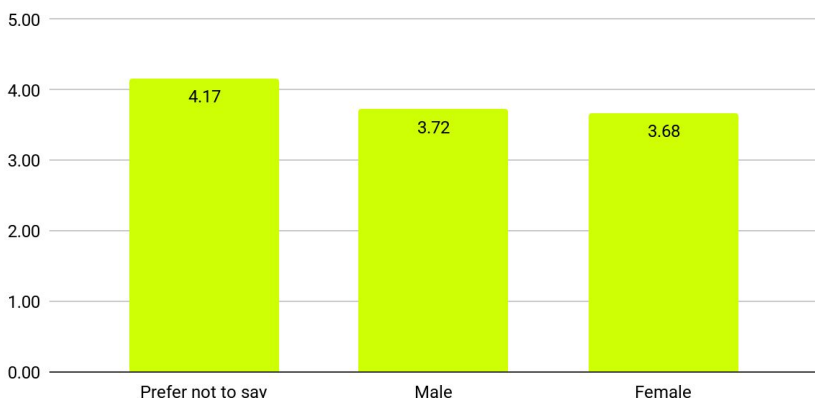
Overall Sportsmanship + Good Sportsmanship + Poor Sportsmanship



**Officials** and **tournament directors** had the lowest combined average rating (3.17) while **players** averaged over half a point higher (3.75).

## Combined Sportsmanship Average Scores: Gender

Overall Sportsmanship + Good Sportsmanship + Poor Sportsmanship

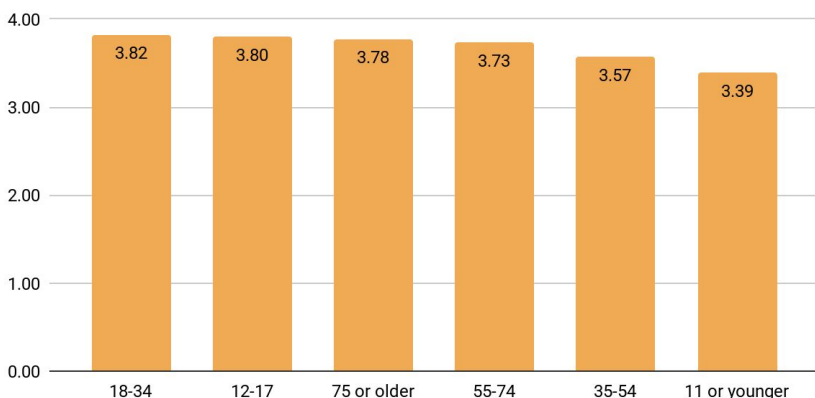


With a 3.68 average, **female** respondents perceive the climate of sportsmanship to be poorer than **males** (3.72).

*Only 2 respondents preferred not to say their gender on the survey (4.17 average).*

## Combined Sportsmanship Average Scores: Age Ranges

Overall Sportsmanship + Good Sportsmanship + Poor Sportsmanship



Respondents ages **18-34** and **12-17** had the highest average scores: 3.82 and 3.80 respectively. While it had the fewest number of respondents (6), the **11 and younger** age group had the lowest average rating (3.39).



# Sportsmanship by Program

**More than  $\frac{2}{3}$**  of respondents participate in Leagues (68%), making it the most represented program in the survey. Other programs that saw high participation were Tournaments (50%), Recreational or Social Play (42%) and Lessons or Clinics (39%). Less than 10% of respondents participate in each of the other five programs.

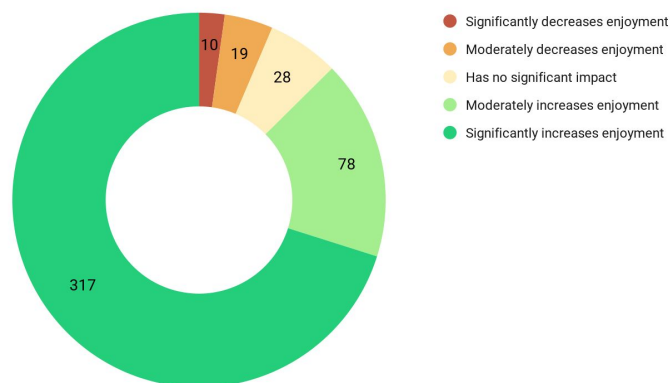
Participants in Tennis on Campus or Collegiate Club programs, League Play and Recreational or Social Play had the three highest combined sportsmanship rating averages, all **greater than the 3.7 average** for all participants.



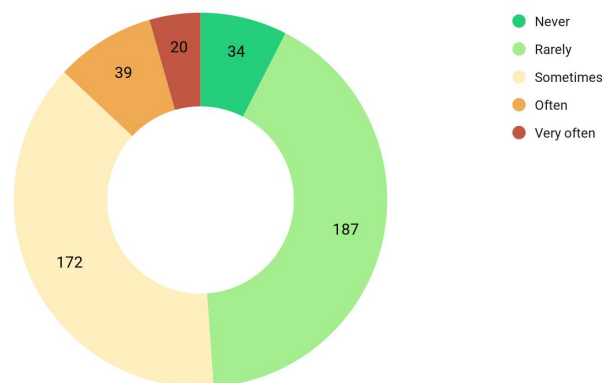
# Impacts and Barriers

## Sportsmanship and its effect on experience, retention and reporting on respondents.

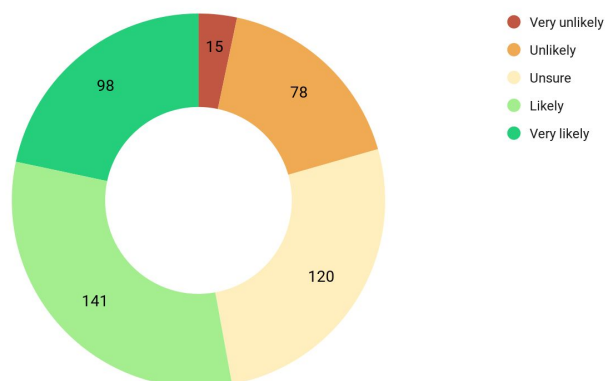
To what extent does the level of sportsmanship influence your enjoyment of playing tennis in this community?



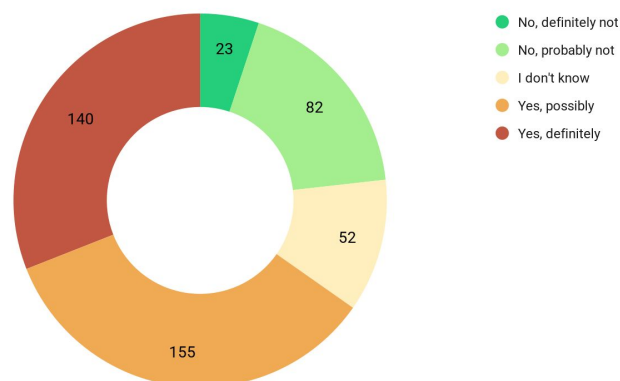
How often do you feel uncomfortable due to a lack of sportsmanship during a tennis match or interaction?



If you witnessed an act of poor sportsmanship, how likely would you be to report it or address it?



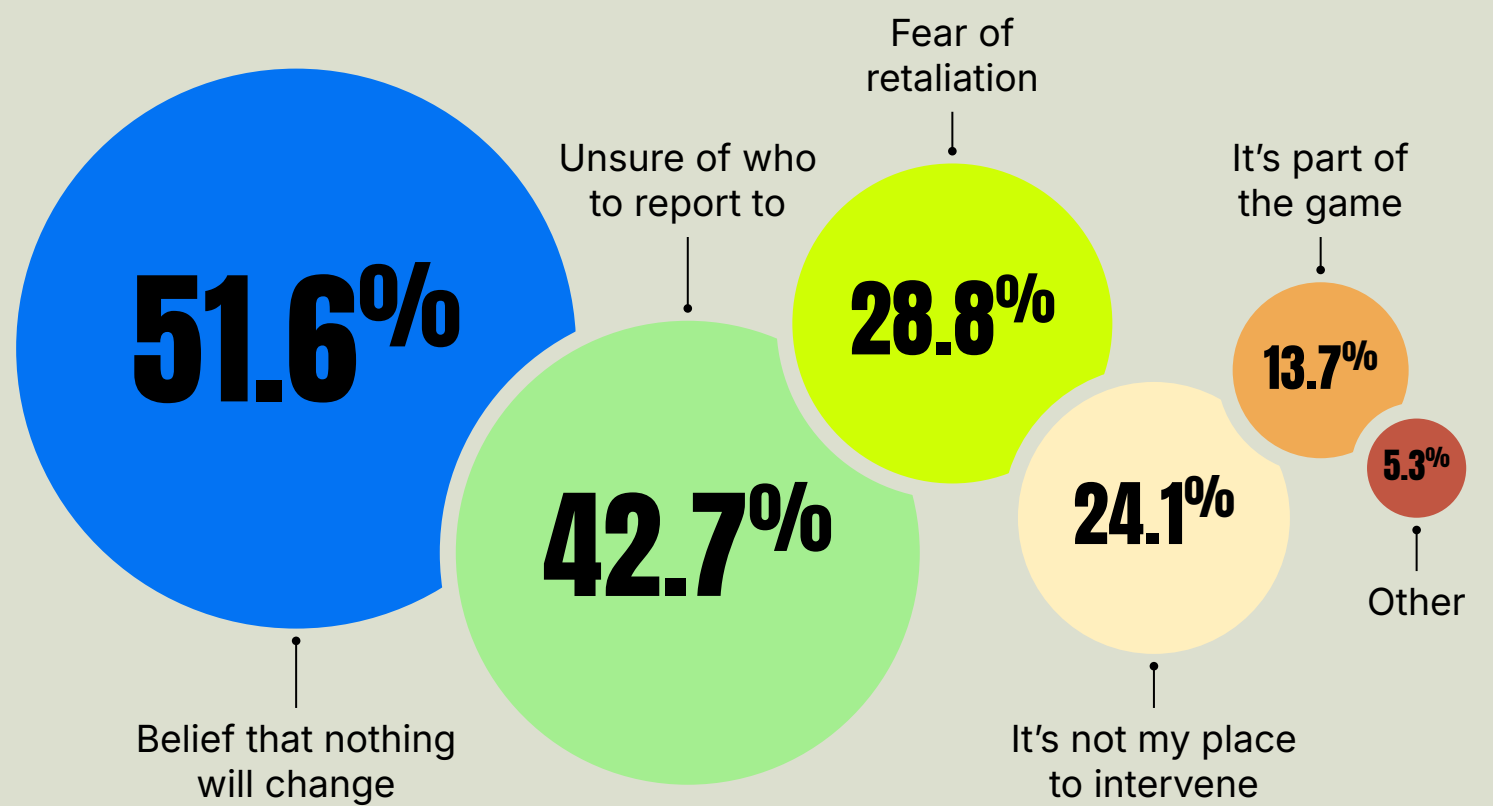
Do you believe that poor sportsmanship has led to someone leaving or considering leaving our tennis community?



- **87%** indicated sportsmanship **moderately or significantly increases their level of enjoyment** of playing tennis.
- **52%** would likely or very likely report or address an witnessed act of poor sportsmanship.
- **More than ½ sometimes, often, or very often feel uncomfortable** due to lack of sportsmanship during a tennis match or interaction.
- **Nearly ⅔** believe that poor sportsmanship has led to others leaving our tennis community.

# Responding to Poor Sportsmanship

Unfortunately, **more than 50%** of respondents said the main reason they would not address poor sportsmanship was because of **the belief that nothing would happen**, followed by uncertainty of who to report to and a fear of retaliation.





# Promoting Good Sportsmanship

Respondents overwhelmingly said **players themselves were responsible** for setting the example and expectations of sportsmanship (+70%).

In your opinion, who sets the primary example for sportsmanship in our tennis community?							
Your Role	Players	Coaches or Pros	Parents or Guardians	Tournament or League Directors	Officials	Other	Grand Total
Player	295	35	10	13	10	1	364
Provider or Coach	7	16	8	1	2		34
Parent	4	7	11	2	1	1	26
Official	2	2	6				10
Other	4	3	2				9
Local Organizer	4	3					7
Tournament Director	1	1					2
Grand Total	317	67	37	16	13	2	452
Grand Total (%)	70.12%	14.82%	8.19%	3.54%	2.88%	0.44%	100.00%

**More officials and clearer rules and penalties were the most frequently selected ideas for improving sportsmanship.** Other popular choices were stronger modeling from coaches and leaders as well as recognition and awards for sportsmanship.

What methods do you think would be most effective in promoting better sportsmanship within our tennis community?	3 - Very effective	2 - Moderately effective	1 - Not very effective	[Blank]
Increased presence of officials/monitors	64.16%	25.00%	5.31%	5.53%
Clearer rules and penalties for unsportsmanlike conduct	63.94%	28.54%	4.42%	3.10%
Stronger role modeling from coaches/leaders	51.33%	35.40%	7.96%	5.31%
Recognition/awards for good sportsmanship	34.73%	44.25%	16.81%	4.20%
In-person incentives (sportsmanship pins)	28.32%	38.72%	25.88%	7.08%
Peer-to-peer mentorship/support	26.11%	42.48%	25.22%	6.19%
Educational workshops/clinics on sportsmanship	20.58%	33.85%	39.16%	6.42%
Open discussions and forums for community members	18.58%	35.84%	38.05%	7.52%
Online resources/guidelines	11.95%	36.28%	45.13%	6.64%

# Player/Program Spotlights:

Zooming in on adult USTA League and junior tournament players



## Adult USTA League Players

Adult USTA League Player Overall Sportsmanship Rating (out of 5)

By comparison, the **overall sportsmanship rating for USTA League Players was 3.75**, which was higher than the average for all adults over 18 (3.69) and the overall survey average (3.70).

3.75



280 out of 452 (61%) respondents fall into this category.

## Junior Tournament Players


Junior Tournament Player Overall Sportsmanship Rating (out of 5)

The average **overall sportsmanship rating for junior tournament players was 3.52**. This is below the average of all juniors (3.74) and of all respondents (3.70) **suggesting the need for more work developing sportsmanship in this area.**

3.52

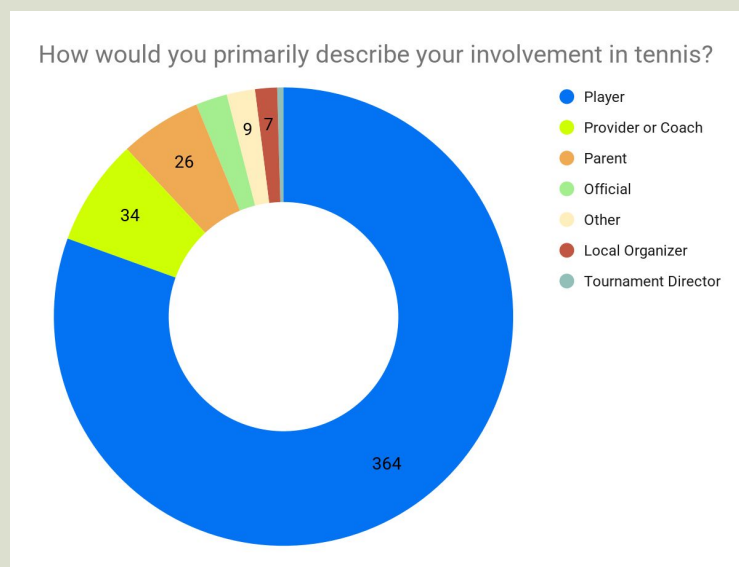
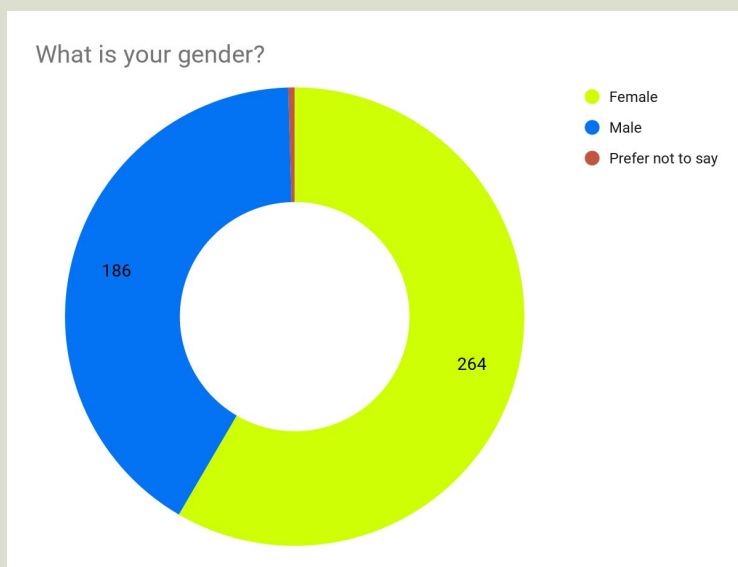
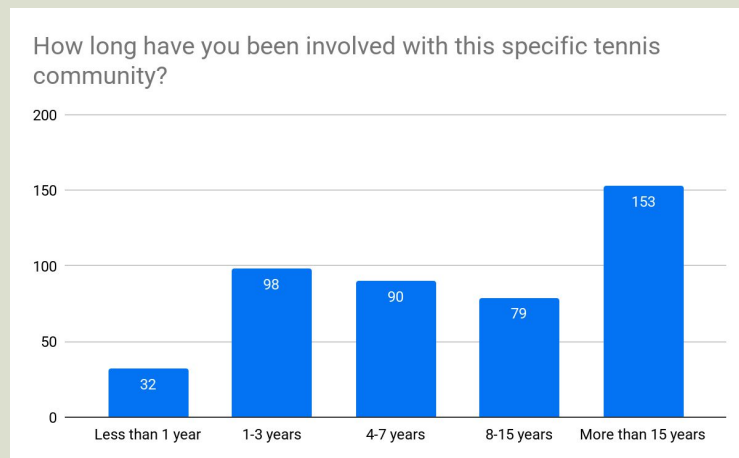
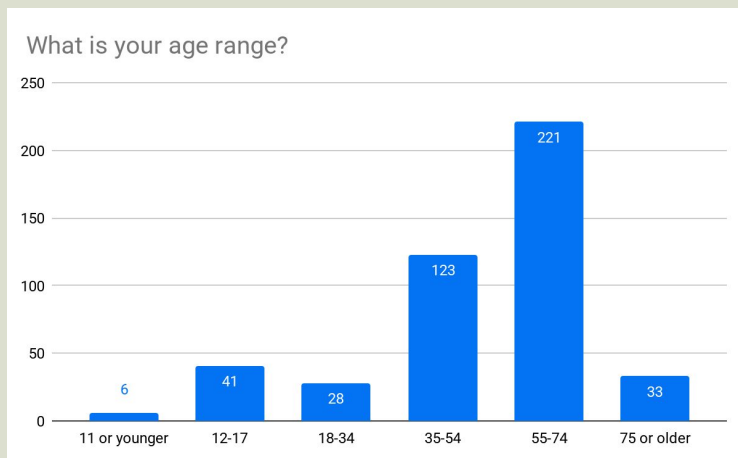


29 out of 452 (6%) respondents fall into this category.




# Who Participated in the Survey

A breakdown of respondents to this survey.



- **80%** of respondents primarily identify as Players
- About **60%** of respondents identify as female and **40%** as male
- **½** of respondents are 55-74 years old
- **⅓** of respondents have been involved in their tennis community for more than 15 years





***Growing tennis  
inclusively to promote  
and inspire healthier  
people while serving  
Texas communities***



## **Report Notes**

*USTA Texas Sportsmanship Climate Survey was conducted from August 26 to September 9, 2025. The survey was communicated to USTA Texas Members by email. Analysis was conducted by USTA Texas staff.*

*For more information or media inquiries, please contact: [info@texas.usta.com](mailto:info@texas.usta.com)*

*For more information on USTA Texas, please visit: [usta.com/texas](https://usta.com/texas)*